



**School Curriculum
and Standards
Authority**

Data Procedures Manual 2025

Section 12: Reports

Contents

- [Reports available to schools](#)
- [Examples of reports available to schools](#)

Note: screenshots are for illustration purposes only and may show a date prior to 2025.

12.1 Reports available to schools

Schools can generate a number of reports from SIRS using the data they have uploaded:

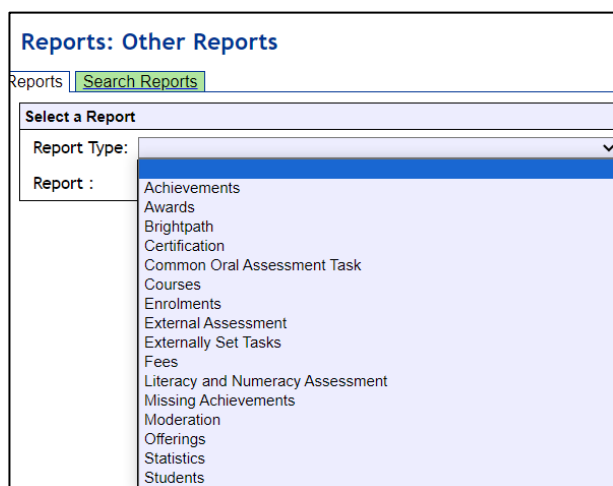
- Achievements
- Awards
- Brightpath
- Certification
- Common oral assessment task
- Courses
- Enrolments
- External assessments
- Externally set tasks
- Fees
- Online Literacy and Numeracy Assessment
- Missing achievements
- Moderation
- Offerings
- Statistics
- Students.

12.1.1 Generating reports



1. In the blue horizontal navigation bar, hover over the **Reports** tab (see screenshot below).
2. Click on **Other Reports**.



3. Select the **Report Type** from the drop-down list (see screenshot below).



The criterion fields displayed depend on the report type you have selected:

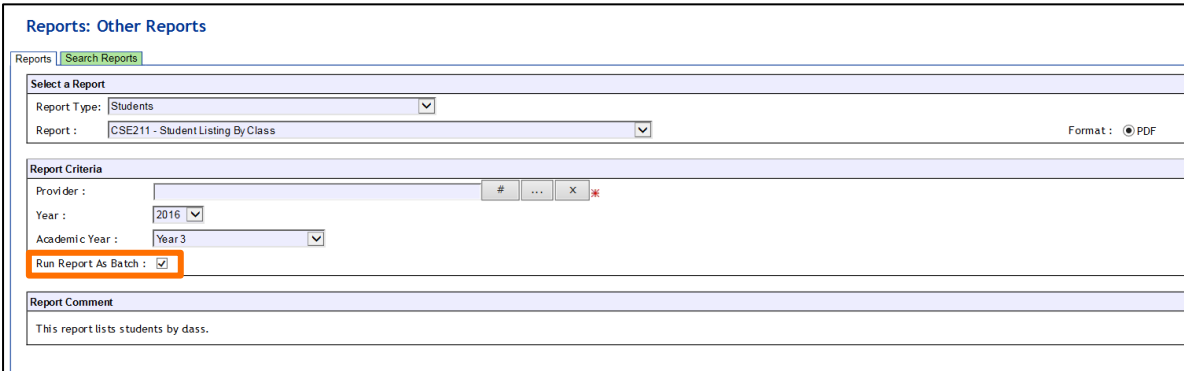
- Leaving a field blank indicates you want all items to be included in the report.
 - Selecting a criterion indicates only those items that match will be included.
4. Report fields: click on the **List** symbol  and select the required item.
 5. Browse fields: click on the **Browse** symbol  to search for and select the required item.
 6. Check box fields: click on the check box to activate a required field (indicated when the tick appears).
 7. Click on the **Radio** button PDF CSV of the format you require the report to be created in (.PDF or .CSV).

Note: not all reports have the .CSV option available.

If a field has a red asterisk next to it,  you are required to enter information.

8. Click on the **Generate Report** button. On a Windows operating system, you will see a prompt to open or save your report.
9. Click on the **Open** button.
10. **Save** the document.

Note: if you are generating large reports or need to continue working in SIRS, it is recommended that you tick the **Run Report As Batch** check box (see screenshot below). This will generate a report that will be sent to your inbox once complete.



The screenshot shows the 'Reports: Other Reports' interface. It includes a 'Select a Report' section with 'Report Type' set to 'Students' and 'Report' set to 'CSE211 - Student Listing By Class'. The 'Format' is set to 'PDF'. The 'Report Criteria' section includes fields for 'Provider', 'Year' (2016), and 'Academic Year' (Year 3). The 'Run Report As Batch' checkbox is checked and highlighted with an orange box. A red asterisk is visible next to the 'Provider' field. The 'Report Comment' section contains the text: 'This report lists students by class.'

12.1.2 List of reports available to schools

12.1.2.1 Achievements

CSE005 – VET unit of competency achievement by provider

This report lists each student with their units of competency results and achievements, grouped by academic year.

CSE006 – Student endorsed program achievement by provider

This report lists each student with their endorsed program results and achievements, grouped by academic year.

CSE007 – VET qualifications achieved

This report lists each student with their VET qualification results and achievements, grouped by academic year.

Section 12: Reports

CSE019 – Student achievement by provider

This report lists each student with their results and achievements, grouped by academic year and enrolment type.

CSE043 – Course achievement by course unit

This report lists the students in each course unit with their achievements. Course units are sorted by unit code and semester.

CSE176 – RTO verification report – UoC

This report is available for schools to generate a spreadsheet that will initially verify student enrolments in units of competency with a nominated RTO. Once results and achievements have been uploaded, it will also show all results with a nominated RTO. It can negate the requirement for double entry for some RTOs.

CSE177 – RTO verification report – qualification

This report is available for schools to generate a spreadsheet that will verify student qualifications with a nominated RTO once they have been uploaded into SIRS. It can negate the requirement for double entry for some RTOs.

CSE192 – VET industry specific course requirement met report

This report lists students who have or have not met VET industry specific course requirements from the current year.

CSE196 – VET industry specific course unit of competency report

This report lists the units of competency linked to VET industry specific course units that have been achieved or not achieved from the current year.

CSE206 – VETIS WPL requirement not met

This report lists the students who are enrolled in a VET industry specific course and have not met the ADWPL requirement.

CSE215 – Year 12 student VET achievement detailed summary

CSE233 – Skill sets achieved

This report lists each student with their VET skill set achievements grouped by academic year.

CSE242 – Skill set unit of competency achievement by provider

This report lists each student with their units of competency results and achievements for skill sets, grouped by academic year.

GRD015 – Course achievement ranking by provider for examination candidates

This report lists students enrolled to sit the external examination in each ATAR course unit, ranked by their achievements and will detail any discrepancies in ranking.

12.1.2.2 Awards

AWD007 – Exhibition and award notification

This report lists those students from your school who have received an award under the Exhibitions and Awards policy and guidelines existing at the time.

AWD007 – Exhibitions and award notification – exhibition only

AWD027 – VET award eligibility report

This report lists those students from your school whose enrolment currently meets the minimum eligibility criteria to allow them to be nominated for an award in the specified industry area.

AWD032 – VET award student summary details

This report lists student summary details for a student nominated for a VET award.

12.1.2.3 Brightpath

CSE214 – Brightpath teacher registration

12.1.2.4 Certification

CSE015 – WACE eligibility – students not achieving WACE

This report lists all Year 12 students, enrolled with the Authority, who will not achieve a WACE based on achievements in SIRS to date.

CSE070 – Student not achieving WACE report

This report lists the student summary details for those students who have not achieved a WACE.

CSE078 – Confirmation of students' results

This report indicates the number of full-time Year 12 students eligible to receive a WACE and the number of these students who will receive a WACE after acceptance of achievements by the Authority. It also lists the names of the students who will not receive a WACE. Seven criteria are shown for each student with a Yes/No status to indicate if that criterion has been met.

CSE136 – Students with credit for Year 11 studies by provider

This report lists students who have been given a credit for Year 11 studies based on overseas or interstate enrolment, through training or another source of studies.

CSE201 – Year 12 students with VET enrolments – VET USI status

This report lists Year 12 students who are enrolled in at least one VET unit of competency in the current year and their status to achieve the WACE based on achievements in SIRS to date.

12.1.2.5 Common oral assessment task

COT001 – COAT achievements by class

This report lists, for each Year 12 class, students' raw COAT marks.

COT002 – COAT with missing results

This report lists each student who has a missing raw COAT mark. COAT marks must be uploaded for these students into SIRS. For students who were absent, enter Y in the absent flag column and upload the file again.

COT005 – COAT with missing recordings

This report identifies if any recordings are missing from the FTP.

COT007 – COAT school mark vs reviewer mark

This report lists the school and the reviewer mark for each selected script, the mean of the school marks and the mean of the reviewer marks and the differences between the two mean values by each class.

CSE232 – EAL/D COAT WASN

This report shows each EAL/D COAT student WASN for the selected provider on each page.

12.1.2.6 Courses

CSE084 – VET qualifications

This report lists VET qualifications for a given year.

CSE096 – Units of competency linked to VET qualifications

This report lists units of competency linked to VET qualifications for a given year.

12.1.2.7 Enrolments

CSE002 – Student enrolment by provider

This report lists student enrolments in course units, courses, endorsed programs and units of competency, and identifies those students studying at other providers. It also includes a list of students who have been given a credit for Year 11 studies based on overseas or interstate enrolment, through training or another source of studies.

CSE013 – Student examination enrolment by courses

This report lists each ATAR course with an alphabetical list of all students who are enrolled to sit the external examination.

CSE028 – Student course enrolment by provider

This report lists student enrolments in course units and identifies those students studying course units at other providers. It also includes a list of students who have been given a credit for Year 11 studies based on overseas or interstate studies, through training, or another source of studies.

CSE029 – Student VET UoC enrolment by provider

This report lists student enrolments in units of competency and identifies those students studying units of competency at other providers. Enrolments are grouped by qualification, then student.

CSE030 – Student endorsed program enrolment by provider

This report lists student enrolments in endorsed programs and identifies those students studying endorsed programs at other providers.

CSE032 – Total number of students enrolled

This report lists the number of students enrolled in each course, course unit, VET, endorsed program and qualification.

CSE036 – Course unit enrolment count

This report lists the number of students enrolled in course units that match the specified year, provider and academic year.

CSE040 – Course unit student listings

This report lists course units and students enrolled in each course unit.

CSE059 – Verification of student details

This report shows students' personal details, course unit enrolments, VET enrolments and endorsed program enrolments. This report may take a long time to generate depending on the number of students at your school. If you are a large school, it is advisable to filter the report by academic year. The report can also be run for an individual student.

CSE129 – Course unit enrolment for provider

This report lists the number of students enrolled in course units that match the specified year, provider, sector and academic year.

CSE134 – Course unit enrolment count by course

This report lists the number of students enrolled in course units that match the specified year, provider and academic year, grouped by course.

CSE144 – Check enrolments versus second language eligibility

This report lists the students enrolled in second language courses and their eligibility status.

CSE165 – VETIS enrolments with no ENVET or ENEND

This report lists students with VET industry specific course enrolments but no integrated ENVET and/or ENEND enrolments.

CSE169 – Student unit repeats by provider

This report lists students who are repeating a unit at a selected provider, including the grade achieved previously.

CSE181 – VET industry specific student enrolment count by provider

This report tallies the number of students and providers with enrolments in VET industry specific courses.

CSE182 – VET credit transfer qualification provider and student enrolment count

This report tallies the number of students and providers with enrolments in VET credit transfer arrangements.

CSE183 – VET qualification integrated into course provider and student enrolment count

This report tallies the number of students and providers with enrolments in VET integrated into courses.

CSE188 – Foundation course eligibility report

This report lists all students who are not eligible but enrolled in a Foundation course unit.

CSE193 – VET qualification estimates

This report lists each student with their VET qualification estimates grouped by academic year.

CSE194 – VET industry specific course enrolment by provider report

This report lists the details of students enrolled in a VET industry specific course by school provider.

CSE195 – VET USI report

This report lists all students who have a VET enrolment or achievement in SIRS and whether they have provided a VET USI or not.

CSE197 – Check enrolments versus ELD eligibility

This report lists students who have had eligibility approved and have been enrolled in English as an Additional Language or Dialect.

CSE198 – ELD eligibility report

This report lists the English as an Additional Language or Dialect eligibility status of students.

CSE208 – Language course application status

This report shows the language course application status for students who have submitted language applications that have been finalised.

CSE226 – Student VET qualification enrolment by provider

This report lists student numbers enrolled for qualifications at providers.

CSE229 – SRMS language course application status

This report lists the language course application status in the SRMS.

CSE236 – VET credit transfer skill set provider and student enrolment count

This report lists student and provider numbers enrolled in Y10, Y11, Y12 for skill sets.

CSE238 – Student VET skill set enrolment by provider

This report lists student numbers enrolled in skill sets at providers.

12.1.2.8 External assessments

CSE063 – Published personalised examination timetable

This report enables a provider to reprint a written examination timetable for an individual student, or all students at the school, and includes important information relating to sitting the examination.

CSE065 – Background candidate by course

This report lists courses/subjects that have background criteria and the background status of students.

CSE155 – Student results – examinations with criterion marking

This report lists the marks obtained by students for each criterion in examinations with criterion marking.

CSE175 – Published practical examination timetable

This report allows for a provider to reprint a practical examination timetable for an individual student, or all students at the school.

CSE191 – ATAR course examination accommodation form

CSE204 – Physical Education Studies practical examination sport and skill selection

Note: only sport and skill selection forms that have been returned and processed will appear on this report.

CSE207 – Published special examination arrangements notifications

CSE209 – Equitable access adjustments by provider

CSE223 – Timetable allocation by provider

EXM004 – Providers allocated to each assessment centre by examination

EXM004A – Provider's students allocated to each assessment centre by examination

EXM017 – Examination room allocation

EXM019 – Examination centre candidate allocation

EXM097 – Equitable access adjustments with accommodation considerations

12.1.2.9 Externally set tasks

EST001 – EST marks by student

This report lists students' EST raw marks and percentages as marked by the school for each Year 12 General and/or Foundation course.

EST003 – ESTs with missing results

This report lists each student who has a missing raw EST mark. EST marks must be uploaded for these students into SIRS. For students who were absent, enter ABS and upload the file again.

EST004 – EST selected scripts status

This report identifies the scripts to be uploaded/sent to the Authority. It identifies when a script has been uploaded and lists the raw EST mark.

EST005 – EST missing selected scripts

This report identifies if any scripts are missing from the requested scripts.

EST010 – Mean school mark vs mean reviewer mark

This report provides a graphical comparison of mean EST marks (by school and by reviewer) in a school in relation to the statewide EST marks mean (by school and by reviewer) distribution. Each school is shown as a dot with the horizontal axis being the mean reviewer mark and the vertical axis being the mean school mark.

EST011 – School mark vs reviewer mark

This report lists the school and the reviewer mark for each selected script, the mean of the school marks and the mean of the reviewer marks and the differences between the two mean values by each class as well as by school and EST course.

EST013 – EST marks comparison (school vs reviewer)

This report lists by class, the EST school mark submitted for each student and the reviewer mark for selected scripts.

EST014 – EST school marks frequency

This report shows the frequency distribution of EST school marks in comparison with the statewide EST school marks distribution by each EST course, with selected students and not selected students to be externally marked being identified.

EST017 – EST mark breakdown by provider

This report shows a breakdown of reviewer marks by question for each selected student in each EST.

EST018 – EST percentage school marks and grades

This report is a visual representation of EST school marks and grades relative to the statewide marks distribution, with selected students and not selected students to be externally marked being identified. Note: this report is only available after final grades have been approved.

EST021 – EST school mark v reviewer mark by student (graph)

This report provides a graphical comparison of EST marks (by school and by reviewer) for each selected script by class. Each student is shown as a dot on the graph and students with the difference between the school mark and the reviewer mark outside the 10% range are identified.

12.1.2.10 Fees

CSE017 – Fees received for non-school candidates

This report lists the course code, course and fee paid for each non-school candidate enrolment. The report is generated by a candidate's main provider.

CSE031 – Outstanding payments for full fee-paying students

This report lists the full fee-paying students who have not paid their enrolment fees to the School Curriculum and Standards Authority.

12.1.2.11 Online literacy and numeracy assessment

LAN001 – OLNA student list

This report lists the registered students eligible to sit the OLNA for each component. Schools may use this report for the 'Current window' or for a 'Future window'. Schools may use the 'Current window' report criteria for the purposes of attendance checks, to keep a record of all attendance and note any incidents that may occur during the OLNA test session. The 'Future window' report criteria allows for schools to determine who still needs to sit the OLNA.

LAN002 – OLNA student login details (only available at set times)

This report lists the usernames and passwords of eligible students for each component. Schools are to distribute these to students on the day of the scheduled OLNA component.

LAN003 – OLNA performance overview (only available at set times)

This report lists current OLNA results in each component for individual students of the selected cohort.

LAN005 – OLNA individual student diagnostics (only available at set times)

This report includes individual diagnostics for students achieving a Category 1 or Category 2 result in the selected test round and component.

LAN006 – OLNA individual student current status (only available at set times)

This report includes current OLNA performance in each component for individual students. It also lists the requirement for individual students who have not demonstrated the standard in at least one component to re-sit the assessment in the next available testing period.

LAN011 – OLNA student accumulative result

The performance progression of registered students by test component.

12.1.2.12 Missing achievements

CSE009 – Missing achievements by provider

This report lists students and their enrolments in course units, endorsed programs and units of competency for which no results have been submitted.

CSE212 – Missing Year 12 unit achievements for non-Year 12 students by provider

This report lists non-Year 12 students and their Year 12 course unit enrolments for which no results have been submitted.

12.1.2.13 Moderation

GRD013 – Course unit achievement ranking by provider

This report lists students in each course unit, ranked by their achievements and will detail any discrepancies in ranking.

GRD021 – Proposed grade distribution feedback

This report shows the proposed grade distribution for each unit by provider and the comment from the Principal Consultant (e.g. 'proposed distribution accepted, suggest downward movement of bottom As). It is used by schools to access feedback from the Principal Consultant on the proposed grade distribution for each unit before submitting their final results.

GRD022 – Small group moderation partnerships by providers

This report lists all the small group moderation partnerships for a selected provider. Schools are required to use this when checking registration of their partnerships. Providers can view only their own partnerships.

GRD025 – Final Grade Distributions – Course Historical Data

This report shows the grade distribution (number and percentage) by provider for a selected calendar year and a selected academic year. This is used by schools and Principal Consultants to view and/or print grade distributions for previous years.

GRD028 – Providers offering courses without small group moderation partners

This report lists small groups at your school that are not in a registered small group moderation partnership. The criterion for the number of students can be varied. The default setting is six, as the Authority's requirement is for a group to be established for each course/stage where there are fewer than six ATAR course examination candidates. A school may choose a higher number (e.g. 10) to identify courses that are close to this limit. A school may choose to establish a partnership for a group of six or more so that the students are in a large group or to allow for changing circumstances such as student transfers between courses.

GRD032 – Compare examination marks versus school marks

GRD034 – Historical Grade Summary

This report lists a historical grade distribution (number and percentage) for a provider by learning area, course, course type and unit.

GRD035 – Small group moderation partnerships by providers and declaration

12.1.2.14 Offerings

CSE001 – Provider offering summary

This report lists the course unit, endorsed program and VET unit of competency offerings for a provider.

CSE025 – Provider offering summary for courses

This report lists the course unit offerings and shows enrolment numbers (estimated, actual) by provider.

CSE026 – Provider offering summary for VET UoC

This report lists the VET unit of competency offerings with RTO and integration details.

Section 12: Reports

CSE027 – Provider offering summary for endorsed programs

This report lists the endorsed program offerings.

CSE050 – Course offering/enrolment summary for providers

This report compares the number of expected students in a given course to the number of students actually enrolled.

12.1.2.15 Statistics

STS009 – Year 12 state statistics

This report lists a set of predefined statistics for the state.

STS009 – Year 12 state statistics part 2

This report lists a set of predefined statistics for the state.

STS010 – Year 12 provider statistics

This report lists a set of predefined statistics for the selected provider.

STS010 – Year 12 provider statistics part 2

This report lists a set of predefined statistics for the selected provider.

STS022 – Year 12 ATAR course school statistics

This report provides summary statistics of grades and marks/scores for school and State, and students' marks in each Year 12 ATAR course. The marks/scores include examination marks, school marks, moderated school marks, combined marks and the combined scores.

STS028 – School grade distribution against state grade distribution

This report provides a graphical presentation of the school grade distribution for a course with reference to either the moderated school mark distribution or the ATAR course examination mark distribution. For comparative purposes, the report also provides the State grade distribution against the moderated school marks or the ATAR course examination marks.

STS029 – ATAR course marks distributions

This report provides a graphical presentation of various distributions of marks/scores achieved by students enrolled in a Year 12 ATAR course at the school. The marks/scores include school marks, examination marks, moderated school assessments and combined scores.

STS032 – English and maths statistics

This report lists English and maths results statistics for the school/state.

STS036 – Statistical moderation and concurrent validity of school assessments

This report provides a graphical comparison of your school's marks moderation in relation to statewide school marks moderation. Your school is shown as a blue dot. Other schools are shown by solid green, solid red or hollow red dots.

STS037 – Year 12 ATAR course (non-Year 12 students) marks

This report provides results of non-Year 12 students from your school who sat a Year 12 ATAR course examination.

MF01, MF02 and MF03 – Detailed written examination feedback (Maximising feedback)

These reports provide summary and individual marks awarded to students' responses to each of the questions in the ATAR course examination for a selected ATAR course for the school.

MF01 is provided for all ATAR courses. The report shows the raw marks for each student for each written, open-ended response item. This can be used to identify strengths and weaknesses across the examination candidates from your school. It also shows the choices that your students made where options were available to them. Part 2 of the report shows a summary of data for each question, including the:

- mean (school and State)
- standard deviation (school and State).

MF02 is provided for those ATAR courses that include multiple-choice questions. Part 1 of the report provides the school and State mean and standard deviation for the multiple-choice questions. Part 2 is a distractor analysis for all candidates (the State), which provides for each question: the correct answer, the percentage of all candidates who answered correctly, and the number of candidates who selected each distractor. Part 3 is the distractor analysis for the school, showing the number of students selecting each alternative (A, B, C, D) and the percentage who selected the correct answer. Part 4 is a school diagnostic profile, which compares the school data to the data for all candidates and identifies questions where the school performance indicates relative strengths or weaknesses. Part 5 is a student-item response table. Part 6 is a statewide distribution of scores, which shows the number and percentage of the candidates achieving each possible score.

MF03 is provided for those ATAR courses with a practical examination. Page 1 of this report shows the marks for each criterion and the total practical examination mark for each candidate at the school. Page 2 shows a summary of data for each criterion, including the:

- mean (school and State)
- standard deviation (school and State).

Note: the information on individual students is confidential and must not be released to a third party without permission of the student concerned.

12.1.2.16 Students

CSE011 – Student listing by provider

This report lists students by provider in alphabetical order along with their Indigenous status, date of birth, postal address and contact telephone numbers.

CSE012 – Student summary details

This report will return a student summary listing all enrolments and results for a nominated student.

CSE055 – Indigenous student listing by provider

This report lists the students at your provider who have been identified as Indigenous, or their Indigenous status has not been stated.

CSE058 – Student declaration and permission

This report lists the student choices for release of information for awards and examinations responses.

CSE077 – Student summary details by provider

This report will generate the student summary details for all students in a given academic year. This report will automatically be sent to your inbox when complete, as it can take some time to generate.

CSE091 – Student community service completion by provider

This report will return a list of students and the number of community service hours they have completed, as reported by the school.

CSE097 – Student certificate listing by provider

This report lists students by provider detailing the name that will appear on their WACE as well as their date of birth, postal address and contact telephone numbers.

CSE106 – Number of Indigenous students registered summary by provider

This report lists the number of students in each academic year by Indigenous status; Aboriginal, Torres Strait Islander, Aboriginal and Torres Strait Islander, Neither or Not Stated.

CSE203 – Number of students registered by provider

This report lists the number of students registered in each academic year by provider code.

CSE211 – Student listing by class

This report lists students by class.

CSE232 – EAL/D COAT WASN

This report shows each EAL/D COAT student WASN for the selected provider on each page.

12.2 Examples of reports available to schools

12.2.1 Achievements

CSE007 – VET qualifications achieved

This report lists each student with their VET qualification results and achievements grouped by academic year (see example below).

CSE007		School Curriculum and Standards Authority		Time 10:46:44	Date 09/12/19
VET Qualifications Achieved					
Year 12, 2019					
		VET Qualification	Registered Training Organisation	Traineeship	
1234: Authority Senior High School					
Year 12					
12345678	Student name	BSB20115: Certificate II in Business	2401: Skills Strategies International Pty Ltd	No	
12345678	Student name	FNS20115: Certificate II in Financial Services	2401: Skills Strategies International Pty Ltd	No	
12345678	Student name	BSB20115: Certificate II in Business	2401: Skills Strategies International Pty Ltd	No	
12345678	Student name	FNS20115: Certificate II in Financial Services	2401: Skills Strategies International Pty Ltd	No	
12345678	Student name	SIS30115: Certificate III in Sport and Recreation	52790: South Regional TAFE	Yes	
12345678	Student name	CUA20615: Certificate II in Music Industry	41549: COSAMP College of Sound & Music Production	No	
12345678	Student name	MST20616: Certificate II in Applied Fashion Design and Technology	31301: Australian Institute of Fashion Design	No	
12345678	Student name	SIR20216: Certificate II in Retail Services	51843: Vocational Training Services (VTS)	Yes	

CSE019 – Student achievement by provider

This report lists each student with their results and achievements, grouped by academic year and enrolment type (see example below).

CSE019		School Curriculum and Standards Authority		Time 13:50:13	Date 18/05/17	
Student Achievement						
Year 12, 2017						
Course Unit Achievement						
		Semester	Unit	Practical Mark	Written Mark	Grade
1234: Authority Senior High School Year 12						
22373730	Brown, Jessica					
		Full Year	GTDAN	68.00	68.00	B
		Full Year	GTENG		60.00	C
		Full Year	GTISC		88.00	A
		Full Year	GTPES		72.00	B
			Total units count = 8			
22971926	Hetherington, Jacob					
		Full Year	ATCHE		89.00	A
		Full Year	ATCSL	62.00	73.00	B
		Full Year	ATENG		76.00	B
		Full Year	ATMAM		99.00	A
		Full Year	ATPHY		65.00	C
			Total units count = 10			

12.2.2 Enrolments

CSE002 – Student enrolment by provider

This report lists student enrolments in course units, courses, endorsed programs and units of competency, and identifies those students studying at other providers. It also includes a list of students who have been given a credit for Year 11 studies based on overseas or interstate enrolment, through training or another source of studies (see example below).

CSE002		School Curriculum and Standards Authority		Time 13:57:48	Date 18/05/17
Student Enrolment by Provider					
all students, 2017					
1234: Authority Senior High School					
Student enrolments at your provider by course unit					
	AcYr	Sem	Units Enrolled At Your School	Sem	Units Enrolled At Your School
23815718 Adams, Ronald	12	Full Year	ATDRA:	Full Year	ATHBY:
		Full Year	ATMUSW:	Full Year	ATPES:
23171548 Brown, James	12	Full Year	ATENG:	Full Year	ATHIM:
		Full Year	ATMPA:	Full Year	ATPAL:
23373730 Brown, Jessica	12	Full Year	GTDAN:	Full Year	GTENG:
		Full Year	GTPES:		GTISC:
23840716 Byfield, Larry	12	Full Year	ATCHE:	Full Year	ATENG:
		Full Year	ATMPA:	Full Year	ATPHY:
				Full Year	ATLIT:
				Full Year	ATMAA:
				Full Year	GTDESP:
				Full Year	ATMAA:

Section 12: Reports

CSE013 – Student examination enrolment by courses

This report lists each ATAR course with an alphabetical list of all students who are enrolled to sit the external examination (see example below).

CSE013	School Curriculum and Standards Authority	Time 13:58:58	Date 18/05/17
Student Examination Enrolment by Courses		Page 1 of 2	
for year 12, 2017			
Provider	Course	Student No	Student Name
1234 : Authority Senior High School	BLY : Biology	23148533	Chow, Joseph
		Total Student enrolments for Course: 1	
	CHE : Chemistry	23840716	Byfield, Larry
		23971926	Hetherington, Jacob
		23334831	Palmer, Nancy
		23350045	Phillips, Trevor
		23367749	Southman, Gillian
		Total Student enrolments for Course: 5	
	CSL : Chinese : Second Language	23971926	Hetherington, Jacob
		Total Student enrolments for Course: 1	

CSE040 – Course unit student listings

This report lists course units and students enrolled in each course unit (see example below).

CSE040	School Curriculum and Standards Authority	Time 14:02:38	Date 18/05/17
Year 12 - 2017 Course Unit Student Listings		Page 2 of 26	
Provider:	1234: Authority Senior High School	Academic Year:	Y12
CourseUnit:	ATCHE:	Semester:	Full Year
Student No	Student Name	Student No	Student Name
23840716	Byfield Larry		
23971926	Hetherington Jacob Justin		
23334831	Palmer Nancy Sally		
23350045	Phillips Trevor Alan		
23367749	Southman Gillian Janet		
Total number of students in Academic Year Y12: 5			

CSE059 – Verification of student details

This report shows students' personal details, course unit enrolments, VET enrolments and endorsed program enrolments. This report may take a long time to generate depending on the number of students at your school. If you are a large school, it is advisable to filter the report by academic year. The report can also be run for an individual student (see example below).

CSE059	School Curriculum and Standards Authority	Time 14:32:29	Date 18/05/17
Verification of student details - 2017			Page 4 of 12
Larry Byfield			
<p>Below are the details held by the School Curriculum and Standards Authority regarding Larry Byfield. These details should be checked closely as they can impact on the student's post school destination selection or on the publication of their name in the newspaper should they win a School Curriculum and Standards Authority exhibition or award.</p> <p>If any of the details are incorrect, the student should make the amendments on this form. Changes must be recorded on the school's database and the corrected data upload to the School Curriculum and Standards Authority's database. Fields marked with an asterisk(*) are optional.</p> <p>This form must not be returned to the School Curriculum and Standards Authority.</p>			
Section 1: Personal details			
First Name:	Larry	Certificate Name:	Larry Byfield
Last Name:	Byfield	School:	1234: Authority Senior High School
Student number:	23840716	Year:	12
Date of birth:	23/6/2000	Gender:	Male
Address:	37 Buckland Road SPEARWOOD WA 6163	Telephone:	9494 2334
Indigenous status:	Not Indigenous	Mobile:	0435 241 244
Release individual awards:	No	Australian residency status:	Resident
Copyright release of exam responses:	No	Release career information:	No
Prior learning block credit:	No	Release school work:	No
		Community service hours completed	0
Section 2: Course unit enrolment			
Course	Unit	Semester	School
CHE	ATCHE+	Full Year	1234: Authority Senior High School
ENG	ATENG+	Full Year	1234: Authority Senior High School
MAA	ATMAA+	Full Year	1234: Authority Senior High School
MPA	ATMPA+	Full Year	1234: Authority Senior High School
PHY	ATPHY+	Full Year	1234: Authority Senior High School
+ The student is enrolled to sit the course exam			
++ The student has been enrolled in this course unit previously, and may already have been awarded a grade. Completed course units that are repeated do not contribute to the WACE requirements more than once.			
Section 3: VET enrolment			
Qualification	UoC	RTO	Integrated School
Section 4: Endorsed program enrolment			
Endorsed program	Endorsed program type	Program provider	School

12.2.3 External assessments

CSE063 – Published personalised examination timetable

This report enables a provider to reprint a written examination timetable for an individual student, or all students at the school, and includes important information relating to sitting the examination (see example below).

ATAR course examination and examination date	Candidate status and exam time*	Examination centre
ENG: English 2/11/2024	School candidate 9:20 AM	1234: Authority SHS
CHE: Chemistry 7/11/2024	School candidate 9:20 AM	1234: Authority SHS
MAA: Mathematics Applications 8/11/2024	School candidate 9:20 AM	1234: Authority SHS
HBY: Human Biology 9/11/2024	School candidate 9:20 AM	1234: Authority SHS
GEO: Geography 25/11/2024	School candidate 2:00 PM	1234: Authority SHS



***The examination time indicates the start of the reading time. Candidates MUST plan to arrive approximately 30 minutes prior to the stated time to allow for seating and instructions.**

Candidates must ensure they have read the Year 12 Information Handbook.

12.2.4 Online literacy and numeracy assessment

LAN001 – OLN student list

This report lists the registered students eligible to sit the OLN for each component. Schools may use the report for the 'Current window' or for a 'Future window'. Schools may use the 'Current window' report criteria for the purposes of attendance checks, to keep a record of all attendance and note any incidents that may occur during the OLN session (see example below). The 'Future window' report criteria allows schools to determine who still needs to sit the OLN.

 Government of Western Australia School Curriculum and Standards Authority 						
WACE OLN Current Student List - Numeracy 2023 1234 Authority Senior High School						
Student Name	Student Number	Academic Year	Adjustment	Password Generated	Achievement Category	Test Sits Left This Year
Allen, Peter	22919842	Y12		Y	2	0
Button, Oscar	24855832	Y10		Y	NSA	2
Hetherington, Emily	22273897	Y12		Y	NSA	2
Smith, Susan	24018757	Y11		Y	1	1
Atri, Sarah	31466312	Y10		Y	NSA	2

Achievement Categories

Category 2 - Students who have not yet demonstrated the standard i.e. proficiency in using a range of ACSF Level 3 skills in a component. These students have been identified as at risk of not demonstrating the standard and may require specific learning interventions. Individual student's feedback (LAN005) identifies some of the skills students have yet to demonstrate in this component.

Category 1 - Students who have not demonstrated the standard i.e. proficiency in using a range of ACSF Level 3 skills in a component. These students have been identified as at risk of not demonstrating the standard and require specific learning interventions. Individual student's feedback (LAN005) identifies some of the skills students have yet to demonstrate in this component.

Category NSA - Students who have not sat the assessment.

LAN001 Page 1 of 2 13/10/2023 12:42:06

Section 12: Reports

12.2.5 Missing achievements

CSE009 – Missing achievements by provider

This report lists students and their enrolments in course units, endorsed programs and units of competency for which no results have been submitted (see example below).

CSE009	School Curriculum and Standards Authority	Time 14:05:48	Date 18/05/17		
Enrolment with Missing Result			Page 1 of 4		
Year 12, 2017					
Course Enrolment					
1234 : Authority Senior High School					
Semester	Unit	Unit Score	Practical Unit Score	Written Unit Score	Grade
Year 12	24815718 Adams, Ronald				
Full Year	ATDRA	[Score: ?]	[Score: ?]	[Score: ?]	[Grade: ?] (Exam enrolled)
Full Year	ATHBY	[Score: ?]		[Score: ?]	[Grade: ?] (Exam enrolled)
Full Year	ATLIT	[Score: ?]		[Score: ?]	[Grade: ?] (Exam enrolled)
Full Year	ATMUSW	[Score: ?]	[Score: ?]	[Score: ?]	[Grade: ?] (Exam enrolled)
Full Year	ATPES	[Score: ?]	[Score: ?]	[Score: ?]	[Grade: ?] (Exam enrolled)
					Total No. of Units: 5

12.2.6 Offerings

CSE001 – Provider offering summary

This report lists the course unit, endorsed program and VET unit of competency offerings for a provider (see example below).

CSE001	School Curriculum and Standards Authority	Time 14:20:17	Date 18/05/17				
Provider Offering Summary for 2017			Page 1 of 3				
Course							
Provider	Course	Unit Code	Academic Year	Est. No. of Enrolments	Actual No. of Enrolments	Teacher Contact Name	Chief Moderator Name
1234 : Authority Senior High School							
	ACF: Accounting and Finance	ATACF	Y12	20	0	David Fitzgerald	Gabriella Raggio
	AIT: Applied Information Technology	GTAIT	Y12	18	0	Paul Jensen	Ian Gaynor
	BLY: Biology	ATBLY	Y12	37	1	Cindy Cole	Nolene Harris

12.2.7 Students

CSE011 – Student listing by provider

This report lists students by provider in alphabetical order along with their Indigenous status, date of birth, postal address and contact telephone numbers (see example below).

CSE011	School Curriculum and Standards Authority	Time 14:21:17	Date 18/05/17					
Student Listing By Provider, Year 12, 2017			Page 1 of 1					
Provider	Student No	Title	Surname	First Name	Indigenous Type	Date Of Birth	Postal Address	Phone
1234: Authority Senior High School								
Year 12								
	23815718		Adams	Ronald		10/07/1998	8 Little Street, NORTH LAKE WA 6163,	Ph: 9337 8743 Mob: 0438 345 678
	23171548		Brown	James		09/10/1998	1 Potters Street, YOKINE WA 6060,	Mob: 0421 7812345
	23373730		Brown	Jessica		22/06/1999	104 Scarborough Beach Road, SCARBOROUGH WA 6019,	Ph: 9123 4567 Mob: 0412345678
	23840716		Byfield	Larry		23/06/1998	37 Buckland Road, SPEARWOOD WA 6163,	Ph: 9494 2389 Mob: 0435 241 244

CSE077 – Student summary details by provider

This report will generate the student summary details for all students in a given academic year. This report will automatically be sent to your inbox when complete, as it can take some time to generate (see examples below).

CSE077		School Curriculum and Standards Authority		Time 13:17:03		Date 04/09/17	
Student Summary Details				Page 1 of 3			
Student details		WACE status		Breadth and depth			
Student number:	23456789	WACE achieved	N	Breadth and depth requirement met			
Student name:	Eve Anderson	Minimum requirement:		N			
Date of birth:	22/09/1999	ATAR eligibility	Y				
Certificate name:	Eve Anderson	Certificate II or higher required	N				
Sex:	Female	Minimum requirement met	ATAR				
Address:	5 Sixth Avenue MOUNT LAWLEY WA 6050	Standards					
Status:	Current	C grade requirement met	N				
Current provider:	1234: Authority Senior High School	C grade or equivalent distribution					
VET USI:	Not Supplied		Y11	Y12			
Prior learning block credit:	No	Course units	9	0			
Number of community service hours:	0	Unit equivalents	0	2			
Main Providers		6 C grades or equivalent in Y12		N			
Year	AcYr	Provider	Status				
2017	12	1234: Authority Senior High School	Current				
2016	11	1234: Authority Senior High School	Current				
2015	10	1234: Authority Senior High School	Current				
2014	09	1234: Authority Senior High School	Current				
2013	08	1234: Authority Senior High School	Current				
		Literacy and numeracy		Summary of course unit enrolments - 2017			
		Reading standard	Prequal				
		Writing standard	Prequal				
		Numeracy standard	Prequal				
		Literacy met	Y				
		Numeracy met	Y				
				Courses	Y11	Y12	Total
				ATAR	0	10	10
				General	0	0	0
				VET industry specific	0	0	0
				Foundation	0	0	0
				Preliminary #	0	0	0

* A maximum of 8 unit equivalents (4 Year 11 and 4 Year 12) can be substituted by VET qualifications or a combination of VET and Endorsed Programs with a maximum of 4 unit equivalents from Endorsed Programs (2 Year 11 and 2 Year 12).

^ These unit equivalents will be allocated to either Year 11 or Year 12 or both Years 11 and 12 as required.

o These must be post-Year 10 and include at least one pair of Year 12 units from an English course.

Preliminary units do not contribute towards the WACE requirements but are reported on the WASSA.

CSE077		School Curriculum and Standards Authority		Time 13:17:03		Date 04/09/17												
Student Summary Details				Page 2 of 3														
Courses (from year 2011)																		
Year	AcYr	Course	Prv Code	Stage	Exam Type	School Assessment	Moderated School Assessment	Standardised Moderated School Assessment	Raw Exam Mark	Adjusted Exam Mark	Standardised Exam Mark	Component Comb. Mark	Course Comb. Mark	WACE Course Score	Anom Perfor	Non Genuine Apt.	Sick Flag	Award Flag
2017	Y12	ENG: English	1234		Written	Not Available												
2017	Y12	HBY: Human Biology	1234		Written	Not Available												
2017	Y12	HIM: Modern History	1234		Written	Not Available												
2017	Y12	MAA: Mathematics Applications	1234		Written	Not Available												
2017	Y12	PES: Physical Education Studies	1234		Written	Not Available												
					Practical	Not Available												
Course Units																		
Year	AcYr	Semester	List	Course	Course Unit	Qualification	Examination Status	Provider	Status	Result								
2017	12	Full Year	A	ENG	ATENG			1234: Authority Senior High School	Current									
2017	12	Full Year	B	HBY	ATHBY			1234: Authority Senior High School	Current									
2017	12	Full Year	A	HIM	ATHIM			1234: Authority Senior High School	Current									
2017	12	Full Year	B	MAA	ATMAA			1234: Authority Senior High School	Current									
2017	12	Full Year	B	PES	ATPES			1234: Authority Senior High School	Current									
2016	11	Full Year		ENG	AEENG			1234: Authority Senior High School	Current	[Score: 64.0][Written Score: 64.0][Grade: C]								
2016	11	Full Year		HBY	AEHBY			1234: Authority Senior High School	Current	[Score: 43.0][Written Score: 43.0][Grade: D]								
2016	11	Full Year		HIM	AEHIM			1234: Authority Senior High School	Current	[Score: 56.0][Written Score: 56.0][Grade: C]								
2016	11	Full Year		MAA	AEMAA			1234: Authority Senior High School	Current	[Score: 68.0][Written Score: 68.0][Grade: B]								
2016	11	Full Year		PAE	A1PAE			1234: Authority Senior High School	Current	[Score: 61.0][Written Score: 61.0][Grade: C]								
2016	11	Full Year		PES	AEPEP			1234: Authority Senior High School	Current	[Score: 69.0][Written Score: 69.0][Grade: B]								
2016	11	Full Year		PHY	AEPHY			1234: Authority Senior High School	Current	[Score: 48.0][Written Score: 48.0][Grade: D]								

(* course unit has been achieved previously. NEC = Non-examination candidate)